



iFIT **Image-Guided & Functionally Instructed Tumor Therapies**


Cluster of Excellence

Visualizing and Targeting Cancer Stress

iFIT publications

issue 01 | July 2020


The list of iFIT-related publications is sorted by iFIT research area and last name of first author.
iFIT partners are marked in bold, titles in red.


The list is accompanied by **statistics on impact factors** and **number of publications per area**.
Publications with the highest IF (>15) are highlighted .

This first issue shows all 70 iFIT-related publications from **2019 until June 2020**.

THANKS for your excellent and impressive work!

● Area A | **FIMT – Functionally Instructed Molecular Therapies**

 **IF 28,349** **Brauch, H.**, Schroth, W., Murdter, T., and **Schwab, M.** (2019). **Tamoxifen Pharmacogenetics and Metabolism: The Same Is Not the Same**. J Clin Oncol 37, 1981-1982.


 **IF 18,946** Bresnahan, E., Ramadori, P., Heikenwalder, M., **Zender, L.**, and Lujambio, A. (2020). **Novel patient-derived preclinical models of liver cancer**. J Hepatol 72, 239-249.

Chen, M., Neul, C., **Schäffeler, E.**, Frisch, F., Winter, S., **Schwab, M.**, Koepsell, H., [...], **Laufer, S.**, Baker, S.D., [...], **Nies, A. T.** (2020). **Sorafenib Activity and Disposition in Liver Cancer Does Not Depend on Organic Cation Transporter 1**. Clin Pharmacol Ther 107, 227-237.

Chenoweth, M.J., Giacomini, K.M., Pirmohamed, M., Hill, S.L., van Schaik, R.H.N., **Schwab, M.**, Shuldiner, A.R., Relling, M.V., and Tyndale, R.F. (2020). **Global Pharmacogenomics Within Precision Medicine: Challenges and Opportunities**. Clin Pharmacol Ther 107, 57-61.

Dork, T., Peterlongo, P., Mannermaa, A., Bolla, M.K., Wang, Q., Dennis, J., Ahearn, T., Andrulis, I.L., [...], **Brauch, H.**, [...], Riis, M., Geisler, J. (2019). **Two truncating variants in FANCC and breast cancer risk**. Sci Rep 9, 12524.

Escala-Garcia, M., Abraham, J., Andrulis, I.L., [...], Ashworth, A., Auer, P.L., Auvinen, P., Beckmann, M.W., [...], **Brauch, H.**, [...], Canisius, S., Schmidt, MK. (2020). **A network analysis to identify mediators of germline-driven differences in breast cancer prognosis**. Nat Commun 11, 312.

 **IF 25,455** Fachal, L., Aschard, H., Beesley, J., Barnes, D.R., Allen, J., Kar, S., Pooley, K.A., [...], **Brauch, H.**, [...], Graham, D., Sachchithanathan, M.. (2020). **Fine-mapping of 150 breast cancer risk regions identifies 191 likely target genes**. Nat Genet 52, 56-73.

Feng, H., Gusev, A., Pasaniuc, B., [...], Aittomaki, K., Andrulis, I.L., Anton-Culver, H., Antoniou, A.C., [...], **Brauch, H.**, [...], Kraft, P., Jiang, X. (2020). **Transcriptome-wide association study of breast cancer risk by estrogen-receptor status.** Genet Epidemiol.

Figlioli, G., Bogliolo, M., Catucci, I., Caleca, L., Lasheras, S.V., [...], **Brauch, H.**, [...], Surrallés, J. and Peterlongo, P. (2019). **The FANCM:p.Arg658* truncating variant is associated with risk of triple-negative breast cancer.** NPJ Breast Cancer. 2019; 5: 38.

Haller, V., Nahidino, P., **Forster, M.**, and **Laufer, S.A.** (2020). **An updated patent review of p38 MAP kinase inhibitors (2014-2019).** Expert Opin Ther Pat 30, 453-466.

Liu, J., Prager-van der Smissen, W.J.C., Collee, J.M., Bolla, M.K., Wang, Q., Michailidou, K., Dennis, J., Ahearn, T.U., [...], **Brauch, H.**, [...], Easton, D. F., Hooning, M. J., Martens, J. W. M., Hollestelle, A. (2020). **Germline HOXB13 mutations p.G84E and p.R217C do not confer an increased breast cancer risk.** Sci Rep 10, 9688.

Jensen, O., Matthaei, J., Blome, F., **Schwab, M.**, Tzvetkov, M.V., and Brockmoller, J. (2020). **Variability and Heritability of Thiamine Pharmacokinetics With Focus on OCT1 Effects on Membrane Transport and Pharmacokinetics in Humans.** Clin Pharmacol Ther 107, 628-638.


Jodicke, L., **Zender, L.**, and **Malek, N.P.** (2020). **Personalized treatment of cholangiocellular carcinoma (CCA).** Internist (Berl) 61, 170-174.

Kandabarau, S., Leiz, J., Krohn, K., Winter, S., Bedke, J., **Schwab, M.**, **Schäffeler, E.**, and Edemir, B. (2019). **Hypertonicity-Affected Genes Are Differentially Expressed in Clear Cell Renal Cell Carcinoma and Correlate with Cancer-Specific Survival.** Cancers (Basel) 12.

Kapoor, P.M., Mavaddat, N., Choudhury, P.P., Wilcox, A.N., Lindstrom, S., Behrens, S., Michailidou, K., [...], **Brauch, H.**, [...], Garcia-Closas, M., Chang-Claude, J. (2020). **Combined associations of a polygenic risk score and classical risk factors with breast cancer risk.** J Natl Cancer Inst.

Märklin, M., Bugl, S., Wirths, S., Frick, J.S., Müller, M.R., Kopp, H.G., and **Schneidawind, D.** (2020a). **Oral intake of lipopolysaccharide regulates toll-like receptor 4-dependent granulopoiesis.** Exp Biol Med (Maywood), 1535370220931043.

Mohr, C.J., Schroth, W., Murdter, T.E., Gross, D., Maier, S., Stegen, B., Dragoi, A., Steudel, F.A., [...], **Brauch, H.**, Lukowski, R. (2020). **BK channel subunits promote breast cancer development and modulate endocrine treatment response in pre-clinical models.** Br J Pharmacol.

 **IF 41,063** Moya, I.M., Castaldo, S.A., Van den Mooter, L., Soheily, S., Sansores-Garcia, L., Jacobs, J., Mannaerts, I., [...], **Zender, L.**, [...], van Grunsven, LA., Halder, G. (2019). **Peritumoral activation of the Hippo pathway effectors YAP and TAZ suppresses liver cancer in mice.** Science 366, 1029-1034.

Nardin, J.M., Schroth, W., Almeida, T.A., Murdter, T., Piccolotto, S., Vendramini, E.C.L., Hoppe, R., Kogin, J.P., [...], **Schwab, M.**, [...], **Brauch, H.**, Casali-da-rocha, JC. (2020). **The Influences of Adherence to Tamoxifen and CYP2D6 Pharmacogenetics on Plasma Concentrations of the Active Metabolite (Z)-Endoxifen in Breast Cancer.** Clin Transl Sci 13, 284-292.


Pedreira, J.G.B., Nahidino, P., Kudolo, M., Pantsar, T., Berger, B.T., **Forster, M.**, Knapp, S., **Laufer, S.**, and **Barreiro, E.J.** (2020). **Bioisosteric Replacement of Arylamide-Linked Spine Residues with N-Acylhydrazones and Selenophenes as a Design Strategy to Novel Dibenzosuberone Derivatives as Type I 1/2 p38alpha MAP Kinase Inhibitors.** J Med Chem.

Tremmel, R., Klein, K., Battke, F., Fehr, S., Winter, S., Scheurenbrand, T., **Schäffeler, E., Biskup, S., Schwab, M., Zanger, U.M.** (2020). **Copy number variation profiling in pharmacogenes using panel-based exome resequencing and correlation to human liver expression.** Hum Genet 139, 137-149.

Wojtyniak, J.G., Britz, H., Selzer, D., **Schwab, M.**, and Lehr, T. (2020). **Data Digitizing: Accurate and Precise Data Extraction for Quantitative Systems Pharmacology and Physiologically-Based Pharmacokinetic Modeling.** CPT Pharmacometrics Syst Pharmacol 9, 322-331.

 **IF 23,570** Wolter, K., and **Zender, L.** (2020). **Therapy-induced senescence - an induced synthetic lethality in liver cancer?** Nat Rev Gastroenterol Hepatol 17, 135-136.

Xiao, Q., **Zhou, Y.**, Winter, S., Buttner, F., **Schäffeler, E., Schwab, M.**, and Lauschke, V.M. (2020). **Germline variant burden in multidrug resistance transporters is a therapy-specific predictor of survival in breast cancer patients.** Int J Cancer 146, 2475-2487.


 **IF 25,455** Zhang, H., Ahearn, T.U., Lecarpentier, J., Barnes, D., Beesley, J., Qi, G., Jiang, X., O'Mara, T.A., [...], **Brauch, H.**, [...], Garcia-Closas, M. (2020). **Genome-wide association study identifies 32 novel breast cancer susceptibility loci from overall and subtype-specific analyses.** Nat Genet 52, 572-581.

● Area B | ImmT – Immunotherapy

Belnoue, E., Mayol, J.F., Carboni, S., Di Bernardino Besson, W., Dupuychaffray, E., Nelde, A., **Stevanovic, S.**, Santiago-Raber, M.L., Walker, P.R., and Derouazi, M. (2019). **Targeting self and neo-epitopes with a modular self-adjuvanting cancer vaccine.** JCI Insight 5.

Bilich, T., Nelde, A., [...], Rörden, M., **Salih, H.R.**, [...], Lubke, M., Schuhmacher, J., Neidert, M. C., **Rammensee, H. G., Stevanovic, S., Walz, J. S.** (2020). **Mass spectrometry-based identification of a B-cell maturation antigen-derived T-cell epitope for antigen-specific immunotherapy of multiple myeloma.** Blood Cancer J 10, 24.

El Maadidi, S., **Weber, A.N.R.**, [...], Backes, D., Dickhofer, S., Wang, H., Liu, X., Garcia, M.D., Taumer, C., [...], Macek, B., Gay, N.J. (2019). **Putative link between Polo-like kinases (PLKs) and Toll-like receptor (TLR) signaling in transformed and primary human immune cells.** Sci Rep 9, 13168.

 **IF 34,106** Haen, S.P., **Löffler, M.W., Rammensee, H.G.**, and Brossart, P. (2020). **Towards new horizons: characterization, classification and implications of the tumour antigenic repertoire.** Nat Rev Clin Oncol.

Heitmann, J.S., Hagelstein, I., Hinterleitner, C., Rörden, M., **Jung, G., Salih, H.R.**, Marklin, M., and Kauer, J. (2020). **Identification of CD318 (CDCP1) as novel prognostic marker in AML.** Ann Hematol 99, 477-486.

Heitmann, J.S., Hagelstein, I., Hinterleitner, C., Osburg, L., **Salih, H.R.**, Kauer, J., and Marklin, M. (2020). **Fc gamma receptor expression serves as prognostic and diagnostic factor in AML.** Leuk Lymphoma, 1-9.

Kauer, J., Horner, S., Osburg, L., Muller, S., Marklin, M., Heitmann, J.S., Zekri, L., **Rammensee, H.G., Salih, H.R.**, and **Jung, G.** (2020). **Tocilizumab, but not dexamethasone, prevents CRS without affecting antitumor activity of bispecific antibodies.** J Immunother Cancer 8.

Kauer, J., Schwartz, K., Tandler, C., Hinterleitner, C., Rörden, M., **Jung, G., Salih, H.R.**, Heitmann, J.S., and Märklin, M. (2019). **CD105 (Endoglin) as negative prognostic factor in AML.** Sci Rep 9, 18337.

Märklin, M., Hagelstein, I., Hinterleitner, C., **Salih, H.R.**, Kauer, J., and Heitmann, J.S. (2020b). **CD105 (endoglin) as risk marker in AML patients undergoing stem cell transplantation.** Int J Hematol.

Maurer, S., Kopp, H.G., **Salih, H.R.**, and Kropp, K.N. (2020). **Modulation of Immune Responses by Platelet-Derived ADAM10.** *Front Immunol* 11, 44.

Rammensee, H.G., Löffler, M.W., Walz, J.S., Bokemeyer, C., Haen, S.P., and **Gouttefangeas, C.** (2020). **Tumor vaccines-therapeutic vaccination against cancer.** *Internist (Berl)*.

Schmied, B.J., Lutz, M.S., Riegg, F., Zekri, L., Heitmann, J.S., Buhning, H.J., **Jung, G.**, and **Salih, H.R.** (2019a). **Induction of NK Cell Reactivity against B-Cell Acute Lymphoblastic Leukemia by an Fc-Optimized FLT3 Antibody.** *Cancers (Basel)* 11.

Schmied, B.J., Riegg, F., Zekri, L., Grosse-Hovest, L., Buhning, H.J., **Jung, G.**, and **Salih, H.R.** (2019b). **An Fc-Optimized CD133 Antibody for Induction of Natural Killer Cell Reactivity against Colorectal Cancer.** *Cancers (Basel)* 11

Wistuba-Hamprecht, K., **Gouttefangeas, C.**, Weide, B., and Pawelec, G. (2020). **Immune Signatures and Survival of Patients With Metastatic Melanoma, Renal Cancer, and Breast Cancer.** *Front Immunol* 11, 1152.

● Area C | MFMI – Molecular and Functional Multiparametric Imaging

Armanious, K., Hepp, T., Kustner, T., Dittmann, H., **Nikolaou, K., la Fougère, C.**, Yang, B., and **Gatidis, S.** (2020). **Independent attenuation correction of whole body [¹⁸F]FDG-PET using a deep learning approach with Generative Adversarial Networks.** *EJNMMI Res* 10, 53.

Bowden, G.D., **Pichler, B.J.**, and **Maurer, A.** (2019). **A Design of Experiments (DoE) Approach Accelerates the Optimization of Copper-Mediated (¹⁸F)-Fluorination Reactions of Arylstannanes.** *Sci Rep* 9, 11370.

Daum, R., Visser, D., Wild, C., Kutuzova, L., Schneider, M., Lorenz, G., Weiss, M., Hinderer, S., [...], Seifert, M., **Schenke-Layland, K.** (2020). **Fibronectin Adsorption on Electrospun Synthetic Vascular Grafts Attracts Endothelial Progenitor Cells and Promotes Endothelialization in Dynamic In Vitro Culture.** *Cells* 9.

Fiz, F., Dittmann, H., Campi, C., Weissinger, M., Sahbai, S., Reimold, M., Stenzl, A., Piana, M., Sambuceti, G., and **la Fougère, C.** (2019). **Automated Definition of Skeletal Disease Burden in Metastatic Prostate Carcinoma: A 3D Analysis of SPECT/CT Images.** *Cancers (Basel)* 11.

Hoffmann, S.H.L., Reck, D.I., **Maurer, A.**, Fehrenbacher, B., Sceneay, J.E., Poxleitner, M., [...], **Reischl, G.**, [...], **Kneilling, M.**, [...], **Pichler, B.J.**, Griessinger, C. M. (2019). **Visualization and quantification of in vivo homing kinetics of myeloid-derived suppressor cells in primary and metastatic cancer.** *Theranostics* 9, 5869-5885.

Ilhan, H., **la Fougère, C.**, and Krause, B.J. (2020). **PSMA-based theranostics for prostate cancer : From imaging to treatment.** *Urologe A* 59, 617-625.

Kaufmann, S., Kruck, S., **Gatidis, S.**, [...], Hennenlotter, J., **Schwenck, J.**, Scharpf, M., **Nikolaou, K.**, [...], **Reischl, G.**, **la Fougère, C.**, Bedke, J. (2020). **Simultaneous whole-body PET/MRI with integrated multiparametric MRI for primary staging of high-risk prostate cancer.** *World J Urol*.

Mannheim, J.G., Mamach, M., Reder, S., Traxl, A., [...], **Disselhorst, J.A.**, Mittelhauser, M., Kuntner, C., Thackeray, J.T., Ziegler, S., [...], **Pichler, B.J.** (2019). **Reproducibility and Comparability of Preclinical PET Imaging Data: A Multicenter Small-Animal PET Study.** *J Nucl Med* 60, 1483-1491.

Marzec, J., Becker, J., Paulsen, F., Wegener, D., Olthof, S.C., Pfannenber, C., **Schwenck, J.**, Bedke, J., Stenzl, A., **Nikolaou, K.**, **la Fougère, C.**, **Zips, D.**, Muller, A. C.. (2020). **⁶⁸Ga-PSMA-PET/CT-directed IGRT/SBRT for oligometastases of recurrent prostate cancer after initial surgery.** *Acta Oncol* 59, 149-156.

Michelotti, F.C., Bowden, G., Kuppers, A., [...], Maczewsky, J., Nischwitz, V., Drews, G., **Maurer, A.**, Gotthardt, M., Schmid, A.M., **Pichler, B. J.** (2020). **PET/MRI enables simultaneous in vivo quantification of beta-cell mass and function.** *Theranostics* 10, 398-410.

Neveu, M.A., Beziere, N., Daniels, R., Bouzin, C., Comment, A., **Schwenck, J.**, Fuchs, K., **Kneilling, M.**, **Pichler, B.J.**, and Schmid, A.M. (2020). **Lactate Production Precedes Inflammatory Cell Recruitment in Arthritic Ankles: an Imaging Study.** *Mol Imaging Biol.*

Oehus, A.K., Kroeze, S.G.C., Schmidt-Hegemann, N.S., Vogel, M.M.E., Kirste, S., Becker, J., Burger, I.A., Derlin, T., [...], **la Fougère, C.**, [...], Christiansen, H., Henkenberens, C. (2020). **Efficacy of PSMA ligand PET-based radiotherapy for recurrent prostate cancer after radical prostatectomy and salvage radiotherapy.** *BMC Cancer* 20, 362.

Perl, R.M., Haring, A., Horger, M.S., Pfannenber, C., and **Gatidis, S.** (2020). **Paraneoplastic syndrome in undifferentiated embryonic sarcoma of the liver.** *EJNMMI Res* 10, 11.

Schmidt-Hegemann, N.S., Kroeze, S.G.C., Henkenberens, C., Vogel, M.M.E., Kirste, S., Becker, J., Burger, I.A., [...], **la Fougère, C.**, [...], Guckenberger, M., Belka, C. (2020). **Influence of localization of PSMA-positive oligometastases on efficacy of metastasis-directed external-beam radiotherapy-a multicenter retrospective study.** *Eur J Nucl Med Mol Imaging.*

Stotz, S., Bleher, D., Kalbacher, H., and **Maurer, A.** (2020). **Grassystatin-derived peptides selectively inhibit cathepsin E and have low affinity to cathepsin D.** *Biochem Biophys Res Commun* 527, 238-241.

Urbanczyk, M., Layland, S.L., and **Schenke-Layland, K.** (2020a). **The role of extracellular matrix in biomechanics and its impact on bioengineering of cells and 3D tissues.** *Matrix Biol* 85-86, 1-14.

Urbanczyk, M., Zbinden, A., Layland, S.L., Duffy, G., **Schenke-Layland, K.** (2020b). **Controlled Heterotypic Pseudo-Islet Assembly of Human beta-Cells and Human Umbilical Vein Endothelial Cells Using Magnetic Levitation.** *Tissue Eng Part A* 26, 387-399.


Vogel, M.M.E., Kroeze, S.G.C., Henkenberens, C., [...], Burger, I.A., Derlin, T., Bartenstein, P., Mix, M., **la Fougère, C.**, [...], Guckenberger, M., Combs, SE. (2020). **Prognostic risk classification for biochemical relapse-free survival in patients with oligorecurrent prostate cancer after [⁶⁸Ga]PSMA-PET-guided metastasis-directed therapy.** *Eur J Nucl Med Mol Imaging.*


Walter, A., Paul-Gilloteaux, P., [...], **Mannheim, J.G.**, Slezak, P., [...], Glösmann, M., Handschuh, S., Wanek T. (2020). **Correlated Multimodal Imaging in Life Sciences: Expanding the Biomedical Horizon.** *Fphy* 2020,00047

Weiss, J., Ruff, C., Grosse, U., Grozinger, G., Horger, M., **Nikolaou, K.**, **Gatidis, S.** (2019). **Assessment of Hepatic Perfusion Using GRASP MRI: Bringing Liver MRI on a New Level.** *Invest Radiol* 54, 737-743.

Wenzel, T., Carvajal Berrio, D.A., Reisenauer, C., Layland, S., Koch, A., Wallwiener, D., Brucker, S.Y., **Schenke-Layland, K.**, Brauchle, E.M., Weiss, M. (2020). **Trans-Mucosal Efficacy of Non-Thermal Plasma Treatment on Cervical Cancer Tissue and Human Cervix Uteri by a Next Generation Electrosurgical Argon Plasma Device.** *Cancers (Basel)* 12.

FIMT/ImmT – Functionally Instructed Molecular Therapies & Immunotherapy

 **IF 16,601** Bucher, P., Erdmann, T., Grondona, P., [...], Schonfeld, C., Serfling, E., **Kramer, D.**, [...], **Lengerke, C.**, **Schulze-Osthoff, K.**, [...], Lenz, G., **Hailfinger, S.** (2020). **Targeting chronic NFAT activation with calcineurin inhibitors in diffuse large B-cell lymphoma.** Blood 135, 121-132.

 **IF31,864** Ewels, P.A., Peltzer, A., Fillinger, S., Patel, H., Alneberg, J., Wilm, A., Garcia, M.U., DiTommaso, P., **Nahsen, S.** (2020). **The nf-core framework for community-curated bioinformatics pipelines.** Nat Biotechnol 38, 276-278.

Löffler, M.W., Nussbaum, B., Jager, G., [...], Sipos, B., **Königsrainer, A.**, **Stevanovic, S.**, [...], Denkert, C., **Rammensee, H. G.**, **Gouttefangeas, C.**, Haen, SP. (2019b). **A Non-interventional Clinical Trial Assessing Immune Responses After Radiofrequency Ablation of Liver Metastases From Colorectal Cancer.** Front Immunol 10, 2526.

Lorscheid, S., Müller, A., Löffler, J., Resch, C., Bucher, P., Kurschus, F.C., Waisman, A., Schakel, K., **Hailfinger, S.**, **Schulze-Osthoff, K.**, **Kramer, D.** (2019). **Keratinocyte-derived I κ B ζ drives psoriasis and associated systemic inflammation.** JCI Insight 4.

Reustle, A., Di Marco, M., Meyerhoff, C., Nelde, A., **Walz, J.S.**, [...], **Rammensee, H. G.**, Bedke, J., **Stevanovic, S.**, **Schwab, M.**, **Schäffeler, E.** (2020). **Integrative -omics and HLA-ligandomics analysis to identify novel drug targets for ccRCC immunotherapy.** Genome Med 12, 32.

ImmT/MFMI – Immunotherapy & Molecular and Functional Multiparametric Imaging

 **IF 43,070** Paczulla, A.M., Rothfelder, K., [...], Tandler, C., Mbarga, M., Schäfer, T., [...], **Quintanilla-Martinez, L.**, Steinle, A., Trumpp, A., **Salih, H.R.**, **Lengerke, C.** (2019). **Absence of NKG2D ligands defines leukaemia stem cells and mediates their immune evasion.** Nature 572, 254-259.

Rammensee, H.G., [...], **Gouttefangeas, C.**, [...], **Walz, J.S.**, [...], **Schwenck, J.**, **Weber, tA.N.R.**, **Pichler, B.J.**, **Kneilling, M.**, **la Fougère, C.**, [...], **Stevanovic, S.**, Löffler, M.W. (2019). **A new synthetic toll-like receptor 1/2 ligand is an efficient adjuvant for peptide vaccination in a human volunteer.** J Immunother Cancer 7, 307.

Schwenck, J., Schorg, B., Fiz, F., Sonanini, D., Forschner, A., [...], **Quintanilla-Martinez, L.**, [...], **Garbe, C.**, [...], **Röcken, M.**, **la Fougère, C.**, **Pichler, B.J.**, **Kneilling, M.** (2020). **Cancer immunotherapy is accompanied by distinct metabolic patterns in primary and secondary lymphoid organs observed by non-invasive in vivo ¹⁸F-FDG-PET.** Theranostics 10, 925-937.


Seitz, C.M., Schroeder, S., Knopf, P., [...], **Quintanilla-Martinez, L.**, **Kneilling, M.**, **Pichler, B.J.**, **Lang, P.**, [...], **Handgretinger, R.**, **Schlegel, P.** (2020). **GD2-targeted chimeric antigen receptor T cells prevent metastasis formation by elimination of breast cancer stem-like cells.** Oncoimmunology 9, 1683345.

FIMT/ImmT/MFMI – Functionally Instructed Molecular Therapies & Immunotherapy & Molecular and Functional Multiparametric Imaging

Brenner, E., Schorg, B.F., [...], **Dauch, D.**, [...], **Zender, L.**, [...], **Biskup, S.**, [...], **Quintanilla-Martinez, L.**, **Pichler, B.J.**, **Kneilling, M.**, [...], **Mocikat, R.**, **Röcken, M.** (2020). **Cancer immune control needs senescence induction by interferon-dependent cell cycle regulator pathways in tumours.** Nat Commun 11, 1335.

Statistics

Ratio – Publications per iFIT Area & Joint Publications

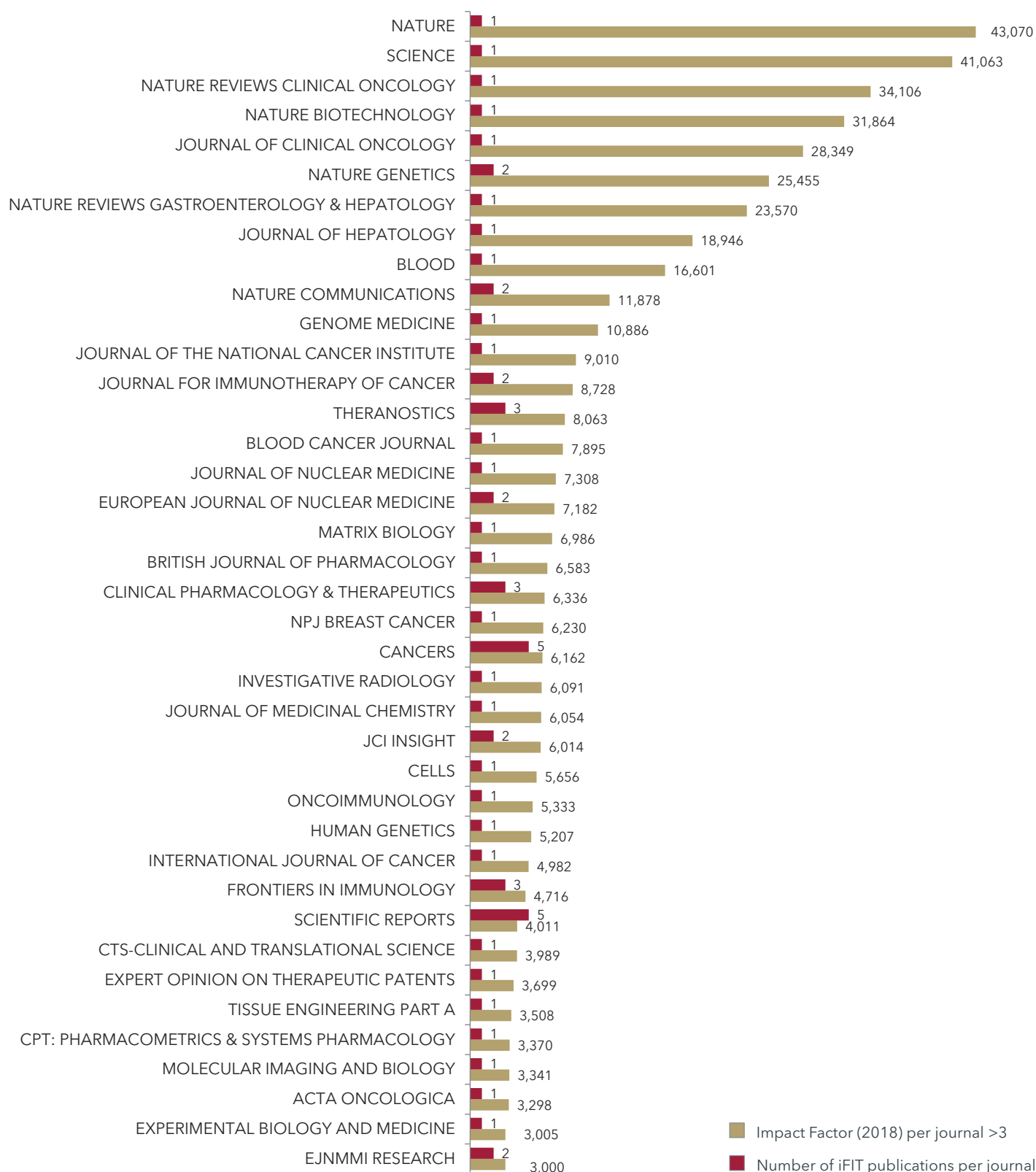


Related Data

iFIT Area	# of publ.
FIMT	25
ImmT	14
MFMI	21
FIMT/ImmT	5
ImmT/MFMI	4
FIMT/ImmT/MFMI	1

Impact Factors

Journal Impact Factors & Number of iFIT-related Publications per Journal



List of Highlighted Publications with Impact Factor >15

IF 43,070 Paczulla, A.M., Rothfelder, K., [...], Tandler, C., Mbarga, M., Schäfer, T., [...], **Quintanilla-Martinez, L.**, Steinle, A., Trumpp, A., **Salih, H.R., Lengerke, C.** (2019). **Absence of NKG2D ligands defines leukaemia stem cells and mediates their immune evasion.** Nature 572, 254-259.

IF 41,063 Moya, I.M., Castaldo, S.A., Van den Mooter, L., Soheily, S., Sansores-Garcia, L., Jacobs, J., Mannaerts, I., [...], **Zender, L.**, [...], van Grunsven, LA., Halder, G. (2019). **Peritumoral activation of the Hippo pathway effectors YAP and TAZ suppresses liver cancer in mice.** Science 366, 1029-1034.

IF 34,106 Haen, S.P., **Löffler, M.W., Rammensee, H.G.**, and Brossart, P. (2020). **Towards new horizons: characterization, classification and implications of the tumour antigenic repertoire.** Nat Rev Clin Oncol.

IF 31,864 Ewels, P.A., Peltzer, A., Fillinger, S., Patel, H., Alneberg, J., Wilm, A., Garcia, M.U., Di Tommaso, P., **Nahnsen, S.** (2020). **The nf-core framework for community-curated bioinformatics pipelines.** Nat Biotechnol 38, 276-278.

IF 28,349 **Brauch, H.**, Schroth, W., Murdter, T., and **Schwab, M.** (2019). **Tamoxifen Pharmacogenetics and Metabolism: The Same Is Not the Same.** J Clin Oncol 37, 1981-1982.

IF 25,455 Fachal, L., Aschard, H., Beesley, J., Barnes, D.R., Allen, J., Kar, S., Pooley, K.A., [...], **Brauch, H.**, [...], Graham, D., Sachchithanathan, M.. (2020). **Fine-mapping of 150 breast cancer risk regions identifies 191 likely target genes.** Nat Genet 52, 56-73.

IF 25,455 Zhang, H., Ahearn, T.U., Lecarpentier, J., Barnes, D., Beesley, J., Qi, G., Jiang, X., O'Mara, T.A., [...], **Brauch, H.**, [...], Garcia-Closas, M. (2020). **Genome-wide association study identifies 32 novel breast cancer susceptibility loci from overall and subtype-specific analyses.** Nat Genet 52, 572-581.

IF 23,570 Wolter, K., and **Zender, L.** (2020). **Therapy-induced senescence - an induced synthetic lethality in liver cancer?** Nat Rev Gastroenterol Hepatol 17, 135-136.

IF 18,946 Bresnahan, E., Ramadori, P., Heikenwalder, M., **Zender, L.**, and Lujambio, A. (2020). **Novel patient-derived preclinical models of liver cancer.** J Hepatol 72, 239-249.

IF 16,601 Bucher, P., Erdmann, T., Grondona, P., [...], Schonfeld, C., Serfling, E., **Kramer, D.**, [...], **Lengerke, C., Schulze-Osthoff, K.**, [...], Lenz, G., **Hailfinger, S.** (2020). **Targeting chronic NFAT activation with calcineurin inhibitors in diffuse large B-cell lymphoma.** Blood 135, 121-132.

Formalities

Mandatory Requirements for iFIT Publications

Regardless of the language of the publication and according to the DFG's requirements, it is mandatory to use the exact provided wording for the affiliation and acknowledgment. The DFG searches for publications solely with the help of these phrases. Therefore, if the wording is not respected, the publication will not be found and will not count for the Cluster's achievements.

GERMAN acknowledgement

Gefördert durch die Deutsche Forschungsgemeinschaft (DFG) im Rahmen der Exzellenzstrategie des Bundes und der Länder - EXC 2180 - 390900677

ENGLISH acknowledgement

Funded by the Deutsche Forschungsgemeinschaft (DFG, German Research Foundation) under Germany's Excellence Strategy - EXC 2180 - 390900677

iFIT AFFILIATION

Cluster of Excellence iFIT (EXC 2180) "Image-Guided and Functionally Instructed Tumor Therapies", University of Tuebingen, Germany

Collection & Sorting of Data

Publications included into this list were collected by requesting a regular update on most recent publication from all iFIT PIs and AIs. Moreover, the iFIT office is regularly searching at the PubMed (<https://pubmed.ncbi.nlm.nih.gov/>) for all papers with an "iFIT" or "EXC 2180" acknowledgement.

This implies that only papers with the iFIT acknowledgement and/or affiliation can be considered.

Papers are associated to an iFIT area according to the area of the iFIT PIs/AIs shown as authors and marked in bold - regardless of their position in the list of authors. Each iFIT PI/AI is associated with (at least) one iFIT area:

- A - FIMT** Functionally Instructed Molecular Therapies
- B - ImmT** Immunotherapy
- C - MFMI** Molecular and Functional Multiparametric Imaging

Information about the Impact Factors (2018) is obtained on the website <https://jcr.clarivate.com>.